



## SUPERIAL OUT

The system Superial OUT is designed for tilt-out and turn-out windows.

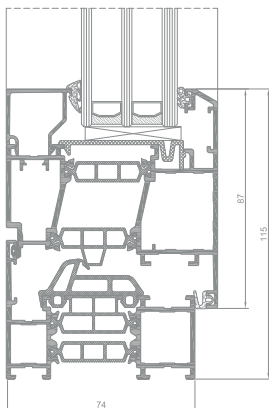
The possibility of using double or triple glazing

Thermal insulation under the glass which improves the thermal insulation of the section

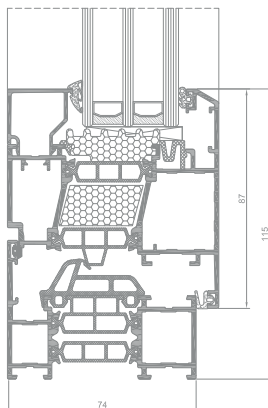
Thermal insulation which improves the thermal insulation of the section

A selection of painting options, between RAL palette (Qualicoat 1518), wood patterns Aliplast Wood Colour Effect (Qualideco PL-0001), anodized finish, also in bi-colour.

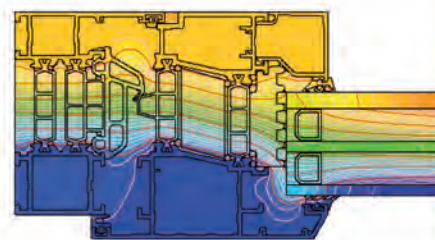
# SP OUT



SP OUT window section



IP OUT i+ window section



distribution of isotherms for frame with sash composition in window system SP OUT i+ (SP 010 + SP 521)

## SUPERIAL OUTWARD

# SUPERIAL OUT

- | System Superial OUT is designed for tilt out and turn out windows.
- | The system Superial OUT is fully compatible with the window system Superial (they share system elements: connectors, gaskets, glazing strips).
- | The system Superial OUT features a faced internal surface of the frame and the sash.
- | Turn-out windows can be fitted with two types of hinges: rotating hinges or scissor hinges; window hardware used allows tilting the top or the bottom of the window outwards; option of a turn-out window with the stop limit.
- | Turn-out windows can be fitted with two types of hinges: rotating hinges or scissor hinges.
- | An available option of integrating windows with walls by using a reversing profile.
- | Maximum dimensions and weights of structures in Superial OUT system:
  - *tilt-out windows* - minimum width and height of sash 500 mm, maximum width and height of sash 2000 mm, maximum weight of sash 100 kg for tilt-out windows
  - *turn-out windows* - minimum width and height of sash 500 mm, maximum width of sash 1500 mm, height of sash 3000 mm, maximum weight of sash 120 kg for turn-out windows
- | The system SP OUT is available in the variant with improved thermal insulation power:
  - SP OUT i with additional, peripheral thermal insulation, at the profile-glass interface
  - SP OUT i+ with additional thermal insulation between thermal spacers
- | This system is very popular in Nordic countries and on The British Isles. Perfectly matching old and stylized manor houses, wood cabins or simple Scandinavian type houses. Shutters are often used with such windows.
- | The option of bending profiles (detailed specification of profiles and detailed technical parameters of profile bending process are available in the customer area of the website [www.aliplast.pl](http://www.aliplast.pl)).
- | A wide range of colours available - RAL palette, structural colours, Aliplast Wood Colour Effect, bi-colour.

## TECHNICAL SPECIFICATION

SYSTEM	MATERIAL	DEPTH OF FRAME	DEPTH OF LEAF	GLAZING RANGE	TYPE OF WINDOWS	TYPE OF DOORS
SP OUT	aluminium / polyamide	75 mm	/ 84 mm	/ max 50 mm	outward	_____
SP OUT i+	aluminium / polyamide	75 mm	/ 84 mm	/ max 50 mm	outward	_____

## PERFORMANCE

SYSTEM	THERMAL INSULATION Uf *	AIR PERMEABILITY	WINDLOAD RESISTANCE	WATERTIGHTNESS
SP OUT	Uf from 1,65 W/m <sup>2</sup> K	Class 4; EN 12207	Class C5/B5; EN 12210	Class E900; EN 12208
SP OUT i+	Uf from 1,41 W/m <sup>2</sup> K	Class 4; EN 12207	Class C5/B5; EN 12210	Class E900; PEN 12208

\* Thermal insulation is dependent on a combination of profiles and thickness of the filling.